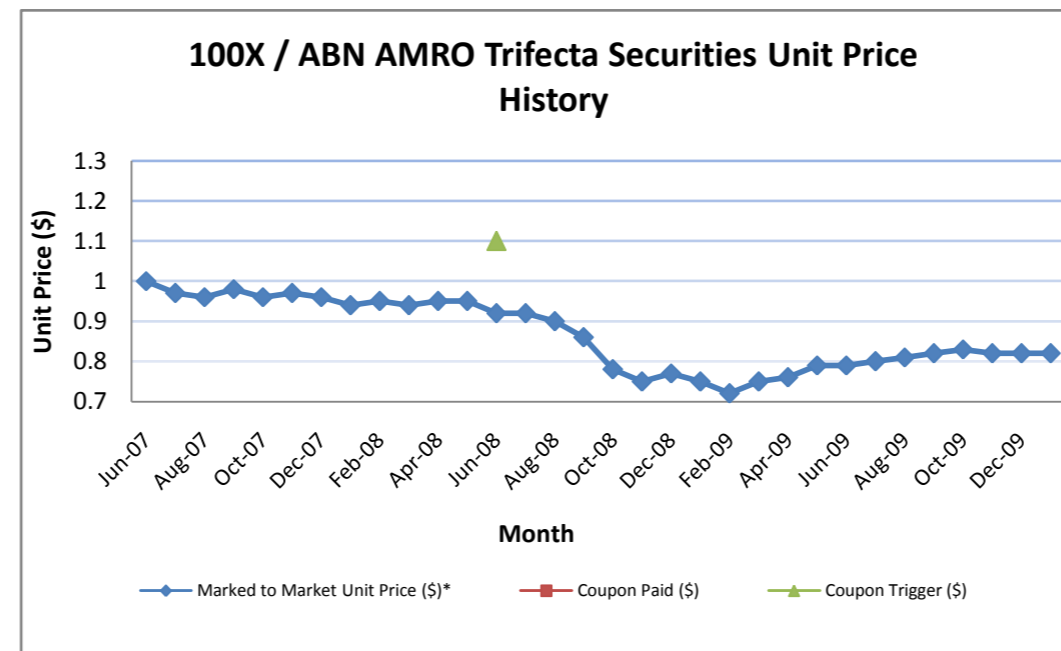


100X Unit Price History (\$)													
ISSUER	BARCLAYS							AMN AMRO	MACQUARIE				
Product	Asian Hybrid - Series I	Asian Hybrid - Series II	Asian Hybrid - Series II (Coupon)	Bluebay 7 Year Principal Protected Note*	Bluebay 7 Year Principal Protected Note (Coupon)	Bluebay 5 Year Leveraged Note*	Bluebay 5 Year Leveraged Note (Coupon)	Trifecta	CMI - Gold / Agriculture / Australian Equities	CMI - Water / Energy / Global Equities	CMI - Water / Energy / Global Equities (Jun 08)^	CMI - Aussie Stocks^	CMI - Global Resources^
Capital Protected at Maturity	100%	100%		109.85%		0%		100%	100%	100%	100%	100%	100%
Jan-06	1.1017												
Feb-06	0.9867												
Mar-06	1.0421												
Apr-06	1.0603												
May-06	1.0386												
Jun-06	1.0128	1.0474		1.0000		1.0000							
Jul-06	1.0955	1.0931		1.0139		1.0318							
Aug-06	1.0208	1.0632		1.0273		1.0597							
Sep-06	0.9995	1.0526		1.0235		1.0452							
Oct-06	1.0911	1.1304		1.0370		1.0746							
Nov-06	1.1579	1.1683		1.0688		1.1484							
Dec-06	1.0801	1.1392		1.0985		1.2229			1.0000	1.0000			
Jan-07	1.0981	1.0941		1.0943		1.1995			1.0326	1.0000			
Feb-07	1.0985	1.1080		1.1068		1.2302			1.0492	1.0000			
Mar-07	1.1217	1.1273		1.1235		1.2728			1.0451	1.0117			
Apr-07	1.1499	1.1769		1.1500		1.3429			1.0650	1.0300			
May-07	1.1653	1.1895		1.1734		1.4011			1.0900	1.0600			
Jun-07	1.1487	1.1917	0.08	1.1529		1.3613		1	1.0800	1.0600			
Jul-07	1.1485	1.2174		1.0990	0.077775	1.2233	0.177356	0.97	1.0693	1.0210			
Aug-07	1.0875	1.1470		1.0433		1.0638		0.96	1.0814	1.0210			
Sep-07	1.1847	1.2253		1.0841		1.1894		0.98	1.1723	1.1212			
Oct-07	1.2766	1.2768		1.1261		1.3002		0.96	1.1893	1.2041			
Nov-07	1.1644	1.1604		1.1000		1.2304		0.97	1.1719	1.1720			
Dec-07	1.1611	1.1402		1.0875		1.1909		0.96	1.1781	1.1768			
Jan-08	1.1136	1.0776		1.0983		1.2098		0.94	1.1528	1.1373			
Feb-08	1.2170	1.1826		1.0911		1.1811		0.95	1.1864	1.1553			
Mar-08	1.2084	1.1414		1.0922		1.1764		0.94	1.1235	1.1157			
Apr-08	1.2979	1.3289		1.1052		1.2035		0.95	1.1245	1.1820			
May-08	1.3424	1.2342		1.0763		1.1134		0.95	1.1260	1.2705			
Jun-08	1.3827	1.2220		1.0378		1.0266		0.92	1.12981	1.2040	1	1	1
Jul-08	1.1226	1.18572		1.0598		1.0824		0.92	1.0876	1.1481	1	1	1
Aug-08	1.1152	1.0486		1.0631		1.0827		0.90	1.0758	1.1156	1	1	1
Sep-08	0.8140	0.9012		0.9988		0.8680		0.86	1.0448	1.0593	1	1	1
Oct-08	0.8007	0.6862		0.8840		0.3147		0.78	1.0448	1.0593	1	1	1
Nov-08	0.7631	0.6518		0.9198		0.3073		0.75	1.0448	1.0593	1	1	1
Dec-08	0.7192	0.6125		0.9423		0.3362		0.77	1.0448	1.0593	1	1	1
Jan-09	0.6508	0.5739		0.9652		0.3186		0.75	1.0448	1.0593	1	1	1
Feb-09	0.6398	0.5686		0.9553		0.2855		0.72	1.0448	1.0593	1	1	1
Mar-09	0.6252	0.669		0.9512		0.3118		0.75	1.0448	1.0593	1	1	1
Apr-09	0.6941	0.6735		Closed		Closed		0.76	1.0448	1.0593	1	1	1
May-09	0.7684	0.7482		Closed		Closed		0.79	1.0448	1.0593	1	1	1
Jun-09	0.78205	0.7681		Closed		Closed		0.79	1.0448	1.0593	1	1	1
Jul-09	0.81187	Closed		Closed		Closed		0.80	1.0448	1.0593	1	1	1
Aug-09	Closed	Closed		Closed		Closed		0.81	1.0448	1.0593	1	1	1
Sep-09	Closed	Closed		Closed		Closed		0.82	1.0448	1.0593	1	1	1
Oct-09	Closed	Closed		Closed		Closed		0.83	1.0448	1.0593	1	1	1
Nov-09	Closed	Closed		Closed		Closed		0.82	1.0448	1.0593	1	1	1
Dec-09	Closed	Closed		Closed		Closed		0.82	1.0448	1.0593	1	1	1
Jan-10	Closed	Closed		Closed		Closed		0.82	1.0448	1.0593	1	1	1
Feb-10	Closed	Closed		Closed		Closed							
Mar-10	Closed	Closed		Closed		Closed							
Apr-10	Closed	Closed		Closed		Closed							
May-10	Closed	Closed		Closed		Closed							
Jun-10	Closed	Closed		Closed		Closed							

*These end of month Unit Prices include unit prices from either the last Friday of the month or last working day of the month.
^Valuations available quarterly

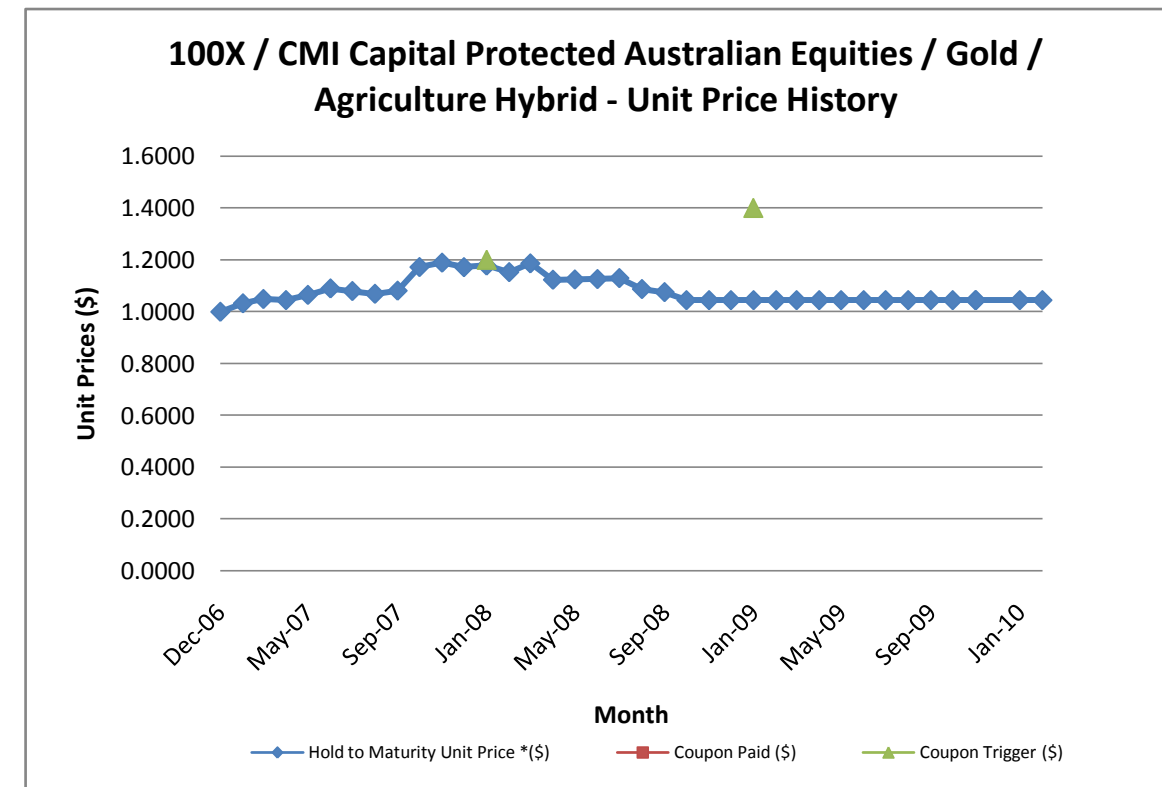


100X / ABN AMRO - Trifecta Securities			
Date	Marked to Market Unit Price (\$)*	Coupon Paid (\$)	Coupon Trigger (\$)
30-Jun-07	1		
31-Jul-07	0.97		
31-Aug-07	0.96		
30-Sep-07	0.98		
31-Oct-07	0.96		
30-Nov-07	0.97		
31-Dec-07	0.96		
31-Jan-08	0.94		
29-Feb-08	0.95		
31-Mar-08	0.94		
30-Apr-08	0.95		
31-May-08	0.95		
30-Jun-08	0.92		1.1
31-Jul-08	0.92		
31-Aug-08	0.90		
30-Sep-08	0.86		
31-Oct-08	0.78		
30-Nov-08	0.75		
31-Dec-08	0.77		
31-Jan-09	0.75		
28-Feb-09	0.72		
31-Mar-09	0.75		
30-Apr-09	0.76		
31-May-09	0.79		
30-Jun-09	0.79		1.2
31-Jul-09	0.80		
31-Aug-09	0.81		
30-Sep-09	0.82		
31-Oct-09	0.83		
30-Nov-09	0.82		
31-Dec-09	0.82		
31-Jan-10	0.82		
28-Feb-10			
31-Mar-10			
30-Apr-10			
31-May-10			
30-Jun-10			



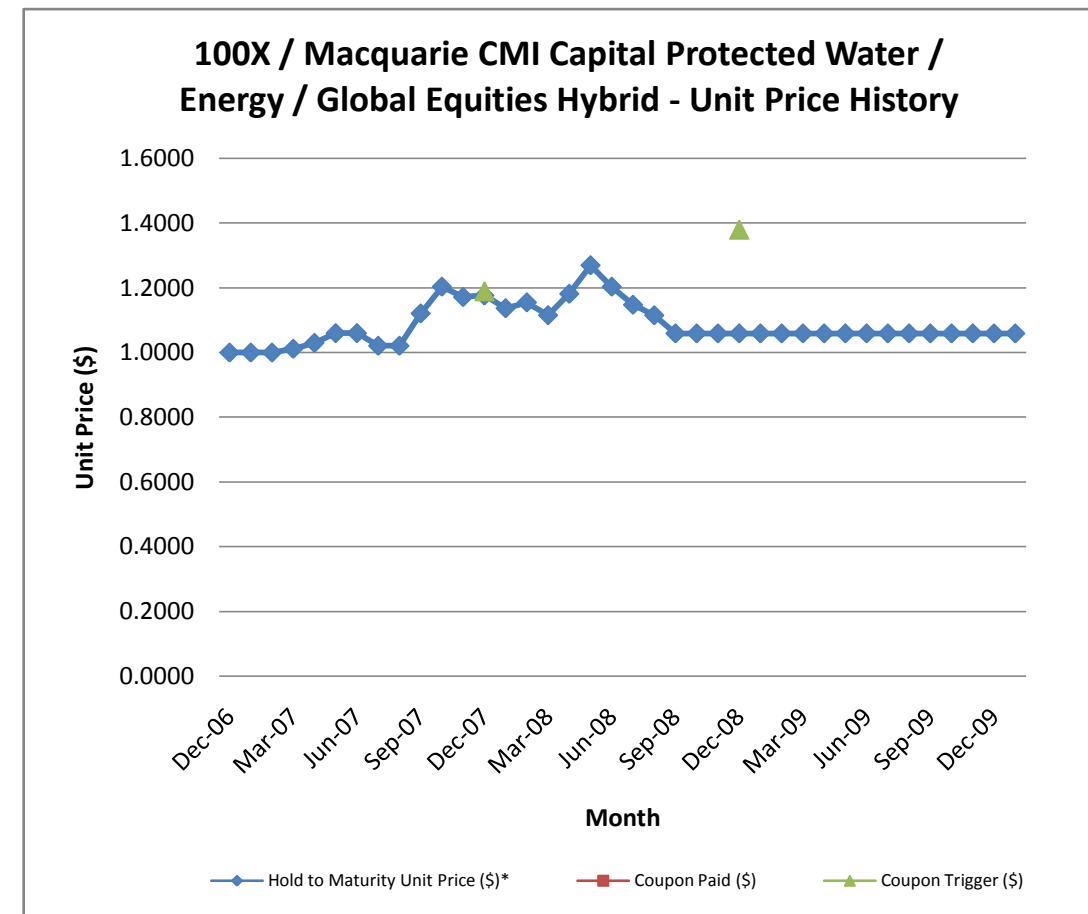
*Trifecta is 100% capital guaranteed at maturity.

100X / Macquarie CMI - Capital Protected Australian Equities/Gold/Agriculture Hybrid			
Date	Hold to Maturity Unit Price *(\$)	Coupon Paid (\$)	Coupon Trigger (\$)
31-Dec-06	1.0000		
31-Jan-07	1.0326		
28-Feb-07	1.0492		
31-Mar-07	1.0451		
30-Apr-07	1.0650		
31-May-07	1.0900		
30-Jun-07	1.0800		
31-Jul-07	1.0693		
31-Aug-07	1.0814		
30-Sep-07	1.1723		
31-Oct-07	1.1893		
30-Nov-07	1.1719		
31-Dec-07	1.1781		1.2
31-Jan-08	1.1528		
29-Feb-08	1.1864		
31-Mar-08	1.1235		
30-Apr-08	1.1245		
31-May-08	1.1260		
30-Jun-08	1.1298		
31-Jul-08	1.0876		
31-Aug-08	1.0758		
30-Sep-08	1.0448		
31-Oct-08	1.0448		
30-Nov-08	1.0448		
31-Dec-08	1.0448		1.4
31-Jan-09	1.0448		
28-Feb-09	1.0448		
31-Mar-09	1.0448		
30-Apr-09	1.0448		
31-May-09	1.0448		
30-Jun-09	1.0448		
31-Jul-09	1.0448		
31-Aug-09	1.0448		
30-Sep-09	1.0448		
31-Oct-09	1.0448		
01-Nov-09	1.0448		
31-Dec-09	1.0448		1.6
31-Jan-10	1.0448		
28-Feb-10			
31-Mar-10			
30-Apr-10			
31-May-10			
30-Jun-10			



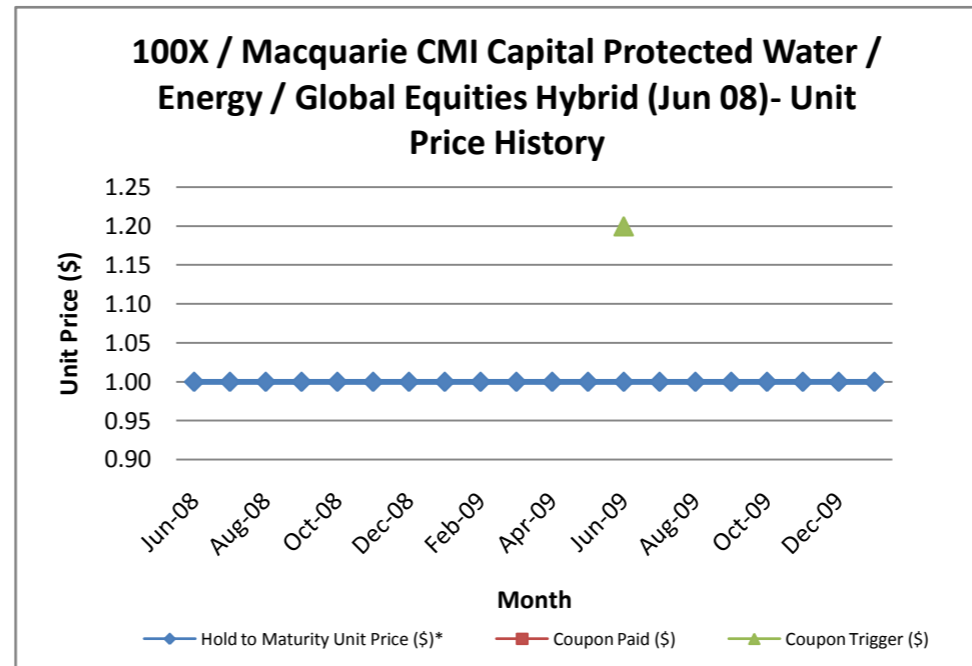
*Macquarie CMI - Capital Protected Australian Equities/Gold/Agriculture Hybrid is 100% capital guaranteed at maturity.

100X / Macquarie CMI - Capital Protected Water / Energy / Global Equities Hybrid			
Date	Hold to Maturity Unit Price (\$)*	Coupon Paid (\$)	Coupon Trigger (\$)
31-Dec-06	1.0000		
31-Jan-07	1.0000		
28-Feb-07	1.0000		
31-Mar-07	1.0117		
30-Apr-07	1.0300		
31-May-07	1.0600		
30-Jun-07	1.0600		
31-Jul-07	1.0210		
31-Aug-07	1.0210		
30-Sep-07	1.1212		
31-Oct-07	1.2041		
30-Nov-07	1.1720		
31-Dec-07	1.1768		1.19
31-Jan-08	1.1373		
29-Feb-08	1.1553		
31-Mar-08	1.1157		
30-Apr-08	1.1820		
31-May-08	1.2705		
30-Jun-08	1.2040		
31-Jul-08	1.1481		
31-Aug-08	1.1156		
30-Sep-08	1.0593		
31-Oct-08	1.0593		
30-Nov-08	1.0593		
31-Dec-08	1.0593		1.38
31-Jan-09	1.0593		
28-Feb-09	1.0593		
31-Mar-09	1.0593		
30-Apr-09	1.0593		
31-May-09	1.0593		
30-Jun-09	1.0593		
31-Jul-09	1.0593		
31-Aug-09	1.0593		
30-Sep-09	1.0593		
31-Oct-09	1.0593		
30-Nov-09	1.0593		
31-Dec-09	1.0593		1.57
31-Jan-10	1.0593		
28-Feb-10			
31-Mar-10			
30-Apr-10			
31-May-10			
30-Jun-10			



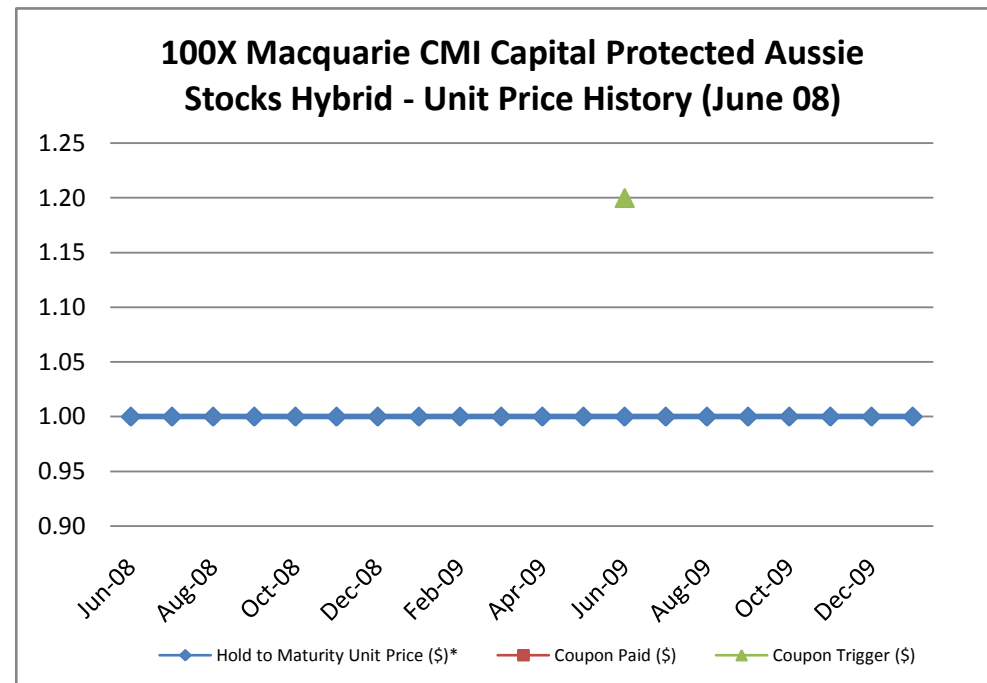
*Macquarie CMI - Capital Protected Water / Energy / Global Equities Hybrid is 100% capital guaranteed at maturity.

100X / Macquarie CMI - Capital Protected Water / Energy / Global Equities Hybrid (June 08)			
Date	Hold to Maturity Unit Price (\$)*	Coupon Paid (\$)	Coupon Trigger (\$)
30-Jun-08	1.00		
31-Jul-08	1.00		
31-Aug-08	1.00		
30-Sep-08	1.00		
31-Oct-08	1.00		
30-Nov-08	1.00		
31-Dec-08	1.00		
31-Jan-09	1.00		
28-Feb-09	1.00		
31-Mar-09	1.00		
30-Apr-09	1.00		
31-May-09	1.00		
30-Jun-09	1.00		1.2
31-Jul-09	1.00		
31-Aug-09	1.00		
30-Sep-09	1.00		
31-Oct-09	1.00		
30-Nov-09	1.00		
31-Dec-09	1.00		
31-Jan-10	1.00		
28-Feb-10			
31-Mar-10			
30-Apr-10			
31-May-10			
30-Jun-10			1.4



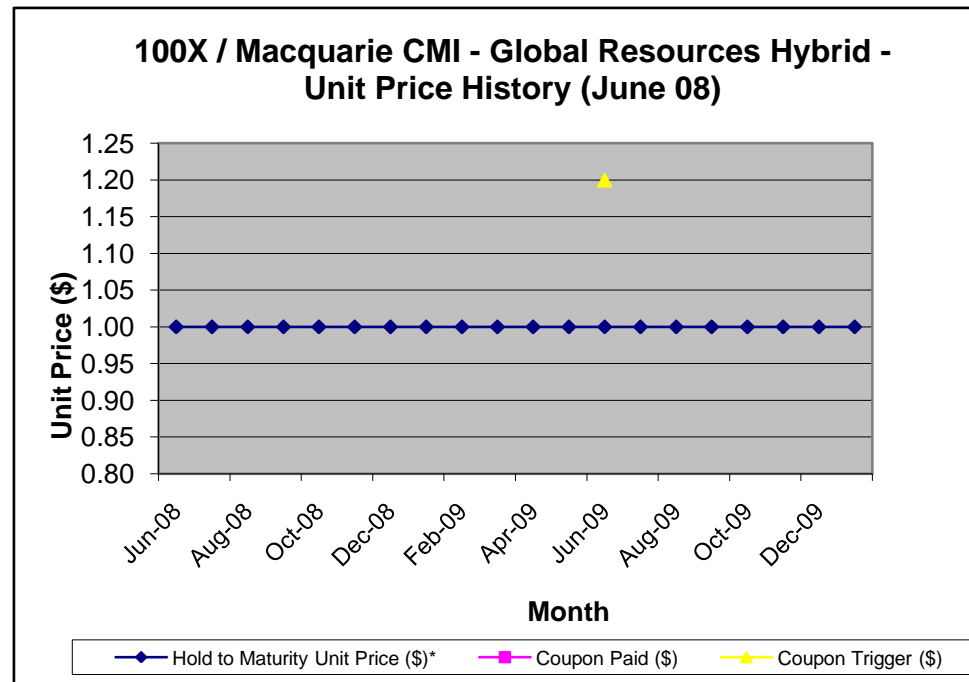
*Macquarie CMI - Capital Protected Water / Energy / Global Equities Hybrid (June 08) is 100% capital guaranteed at maturity.

100X / Macquarie CMI - Capital Protected Aussie Stocks Hybrid (June 08)			
Date	Hold to Maturity Unit Price (\$)*	Coupon Paid (\$)	Coupon Trigger (\$)
30-Jun-08	1.00		
31-Jul-08	1.00		
31-Aug-08	1.00		
30-Sep-08	1.00		
31-Oct-08	1.00		
30-Nov-08	1.00		
31-Dec-08	1.00		
31-Jan-09	1.00		
28-Feb-09	1.00		
31-Mar-09	1.00		
30-Apr-09	1.00		
31-May-09	1.00		
30-Jun-09	1.00		1.2
31-Jul-09	1.00		
31-Aug-09	1.00		
30-Sep-09	1.00		
31-Oct-09	1.00		
30-Nov-09	1.00		
31-Dec-09	1.00		
31-Jan-10	1.00		
28-Feb-10			
31-Mar-10			
30-Apr-10			
31-May-10			
30-Jun-10			1.4



*Macquarie CMI - Capital Protected Aussie Stocks Hybrid (June 08) is 100% capital guaranteed at maturity.

100X / Macquarie CMI - Global Resources Hybrid (June 08)			
Date	Hold to Maturity Unit Price (\$)*	Coupon Paid (\$)	Coupon Trigger (\$)
30-Jun-08	1.00		
31-Jul-08	1.00		
31-Aug-08	1.00		
30-Sep-08	1.00		
31-Oct-08	1.00		
30-Nov-08	1.00		
31-Dec-08	1.00		
31-Jan-09	1.00		
28-Feb-09	1.00		
31-Mar-09	1.00		
30-Apr-09	1.00		
31-May-09	1.00		
30-Jun-09	1.00		1.2
31-Jul-09	1.00		
31-Aug-09	1.00		
30-Sep-09	1.00		
31-Oct-09	1.00		
30-Nov-09	1.00		
31-Dec-09	1.00		
31-Jan-10	1.00		
28-Feb-10			
31-Mar-10			
30-Apr-10			
31-May-10			
30-Jun-10			1.4



*These end of month Unit Prices include unit prices from either the last Friday of the month or last working day of the month.

^Valuations available quarterly